
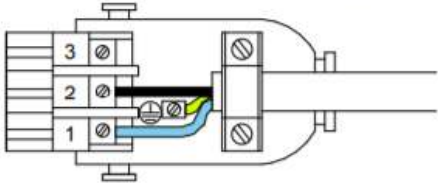


Kobling av trådløse motorer

7.1 On-site connection with plug-in connection


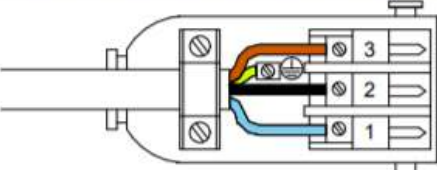
On-site connection	On-site connection with clutch (STAK 3)	
		Line (e. g. H05RR-F 4 G 0.75 bk type WAREMA)
		3 Not assigned
		2 Phase L (black)
		1 Neutral conductor (blue)
		⊕ PE conductor (green-yellow)

7.2 Motor connection with plug-in connector


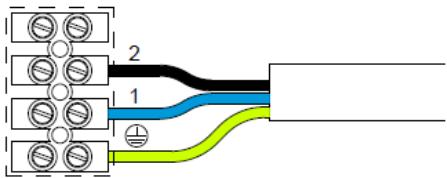


INFO


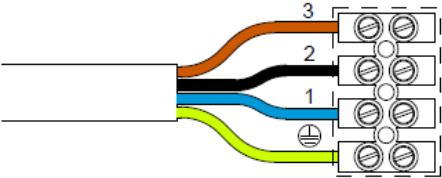
Standard: the plug-in connection is connected to the motor line.

Motor connection	Motor line with connector (STAS 3)	
		Motor line (H05RR-F 4 G 0.75 bk type WAREMA)
		3 Brown
		2 Black
		1 Blue
		⊕ Green-yellow

7.1 On-site connection with terminals

On-site connection	On-site connection with terminal	
		Line (recommendation: H05RR-F 4 G 0.75 bk type WAREMA)
		3 Not assigned
		2 Phase L (black)
		1 Neutral conductor (blue)
		⊕ PE conductor (green-yellow)

7.2 Motor connection with terminals

Motor connection	Motor line with terminal	
		Motor line (H05RR-F 4 G 0.75 bk type WAREMA)
		3 Brown
		2 Black
		1 Blue
		⊕ Green-yellow